


MOVE YOUR BUSINESS.



Miele
MOVE

Digital platform for professional laundry management.

Miele MOVE connects commercial washing machines and dryers. An intuitive interface and intelligent tools optimise processes, save time and reduce costs in the modern-day management of machines and data.

Miele Professional. Immer Besser.

Manage Your Data

- Live machine status including performance and programme data
- Performance charts visualising process and operating data, live and historical
- Sophisticated role and rights management

Optimize Your Workflow

- Automatic trouble-shooting reports and simple error messages
- Notifications on machine operation and status
- Service interface for efficient repairs and prompt procurement of spare parts

Visualize Your Potential

- Personalised dashboards for concise overview
- Operating data acquisition and export, e.g. to furnish proof of compliance with hygiene regulations
- Performance analyses for capacity planning

Empower Yourself

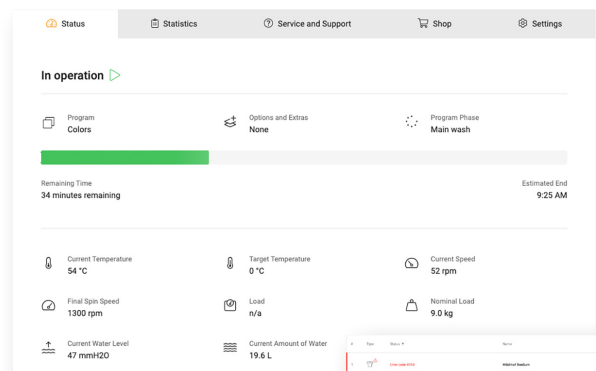
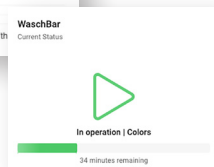
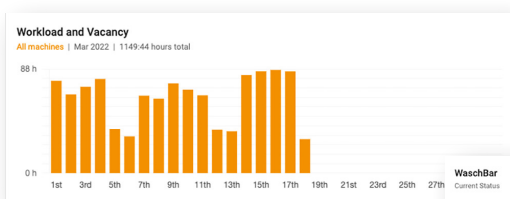
- Personalised machine and location designations, e.g. room/floor
- Simple access via smartphone, PC or tablet
- Update centre for software updates (depending on machine)

M

O

V

E



User Management

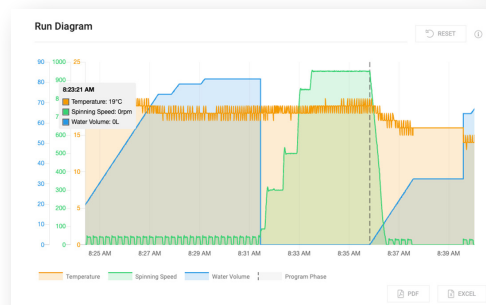
You can assign roles to users in your company (admin, engineer or asset) or delete users. Keep in mind: there must always be at least one admin assigned. These settings can be changed at any time.

Name	Joined company	Role	Assigned
Super Wash Admin (Test)	2020-01-01	Admin	<input checked="" type="checkbox"/>
Peter Enders	January 23, 2021	Admin	<input checked="" type="checkbox"/>
George Williams	January 23, 2021	Admin	<input checked="" type="checkbox"/>
John Gardner	November 4, 2021	Admin	<input checked="" type="checkbox"/>
Samuel Ruppel	January 23, 2021	Engineer	<input checked="" type="checkbox"/>
Reginald Anders	May 12, 2021	User	<input checked="" type="checkbox"/>

+ Email address * User

Machine List

Machine	Location	Status
WashBar	WashBar	Operational
WashBar	WashBar	Operational
WashBar	WashBar	Operational
WashBar	WashBar	Operational
WashBar	WashBar	Operational
WashBar	WashBar	Operational
WashBar	WashBar	Operational
WashBar	WashBar	Operational
WashBar	WashBar	Operational
WashBar	WashBar	Operational



Bringing laundry management to life

Accelerated processes and optimised infrastructure

thanks to customised interfaces and modern analytics tools

Increased process and user safety

through personalised functions and operating data in real time

Improved convenience and greater flexibility

through visible process parameters and an intuitive user interface

Shorter downtimes and faster support

through networked service interfaces and comprehensive all-round support

Increased transparency and exemplary process documentation

through visualised process charts and cross-location data capture

More efficient machine management and simplified administration

through real-time data and automatic notifications

And which package will move your business?

	Miele MOVE Free version	Miele MOVE Starter version	Miele MOVE Advanced version
Feature	Range of functions	Range of functions	Range of functions
Networked machines	Up to 3	Up to 6	Up to 20
No. of users	Up to 3	Up to 6	Up to 20
Archiving of historical data (programme history and statistics)	✓	✓	✓
Filing period for historical data	1 months	3 months	1 year
Download option for historical data	—	✓	✓
Customisable dashboard	—	✓	✓
Fault reporting process	✓	✓	✓
Machine status	✓	✓	✓
Notifications	✓	✓	✓

